SYSTEM DIAGRAM 612999-4

DIAGRAMA DEL SISTEMA
DIAGRAMME SYSTÈME

RELEASED / LIBERADO / DECHARGE: 7-01-10
REVISED / REVISADO / REVISE: 3-8-10
(REV. C)

1" WASTE OIL EVACUATION SYSTEM
SISTEMA DE EVACUACIÓN DEL ACEITE DE DESECHO 1"
SYSTÈME D'ÉVACUATION D'HUILE USÉE DE 1 PO

Item Elemento Article	Description (Size in Inches) Descripción (tamaño en pulgadas) Description (taille en pouces)	(Qty) (Cant.) (Quan.)	Part No. Número De Pieza Numero De Pieces
1	**Air Line Filter/Regulator** W/DRAIN	(1)	P39124-604
2	**Hose Assembly** (1/4")	(1)	622201-3
3	**Hose Assembly** (7/8")	(1)	628067-3
4	**Hose Assembly** (7/8")	(1)	628066-6
5	**1" Diaphragm Pump**	(1)	666100-362-C
6	**Fluid Coupling** (3/4")	(1)	92021
8	**Swivel Union** (1")	(1)	75368

Item Elemento Article	Description (Size in Inches) Descripción (tamaño en pulgadas) Description (taille en pouces)	(Qty) (Cant.) (Quan.)	Part No. Número De Pieza Numero De Pieces
9	**Bracket**	(1)	66100
10	**Cap Screw** (5/16" - 18 x 1-1/4" long)	(4)	Y6-56-C
11	**Hex Nut** (5/16" - 18)	(4)	Y12-5-C
12	**Washer** (5/16")	(8)	Y13-5-C
13	**Nipple** (Hex 1/4" - 18 N.P.T.F.-1)	(2)	1950
14	**Swivel Union** (1/4")	(2)	75364
15	**Valve Assembly** (1/4")	(1)	104391-2

TYPICAL SYSTEM CONFIGURATION
CONFIGURACIÓN TÍPICA DEL SISTEMA
CONFIGURATION TYPE DU CIRCUIT

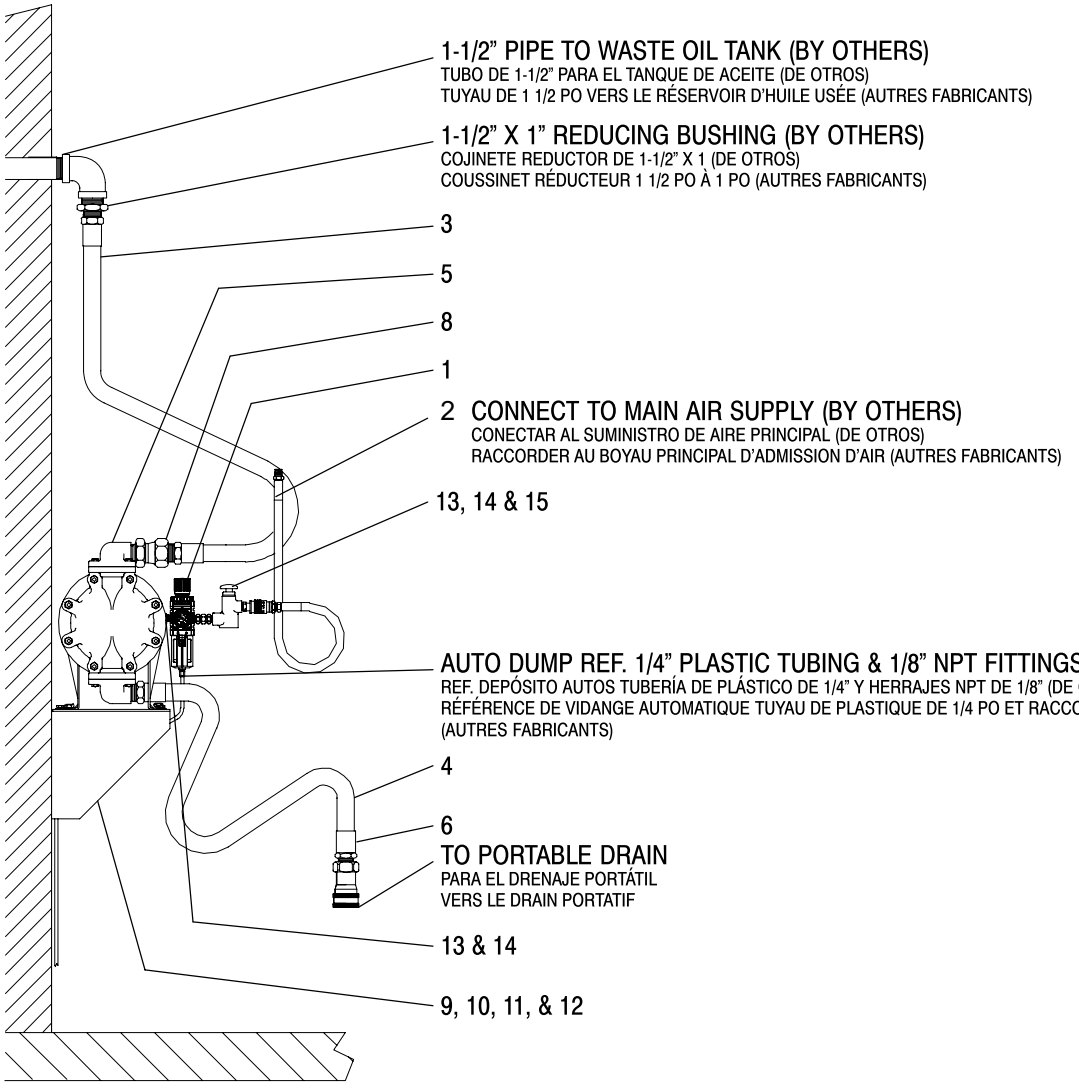

OPTIONAL ITEMS AVAILABLE SEPARATELY

USED TO ADAPT PORTABLE DRAINS TO SYSTEM

ARTÍCULOS OPTATIVOS QUE SE CONSIGUEN POR SEPARADO

UTILIZADO PARA ADAPTAR LOS DRENAJES PORTÁTILES AL SISTEMA

ARTICLES OPTIONNELS OFFERTS SÉPARÉMENT

UTILISÉ POUR ADAPTER LES DRAINS PORTATIFS AU SYSTÈME

Item Elemento Article	Description Descripión Description	Part No. Número De Pieza Numero De Pieces
16	PORTABLE DRAIN	615007-C
17	ADAPTER KIT ASM.	61431-1
18	ADAPTER KIT ASM.	61431-2

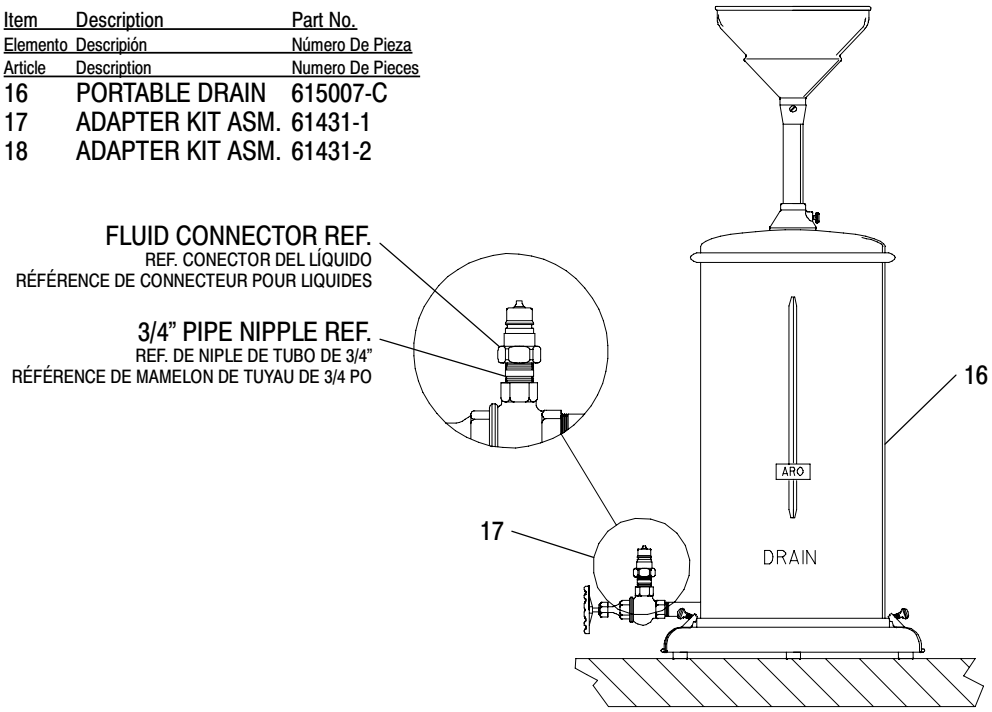

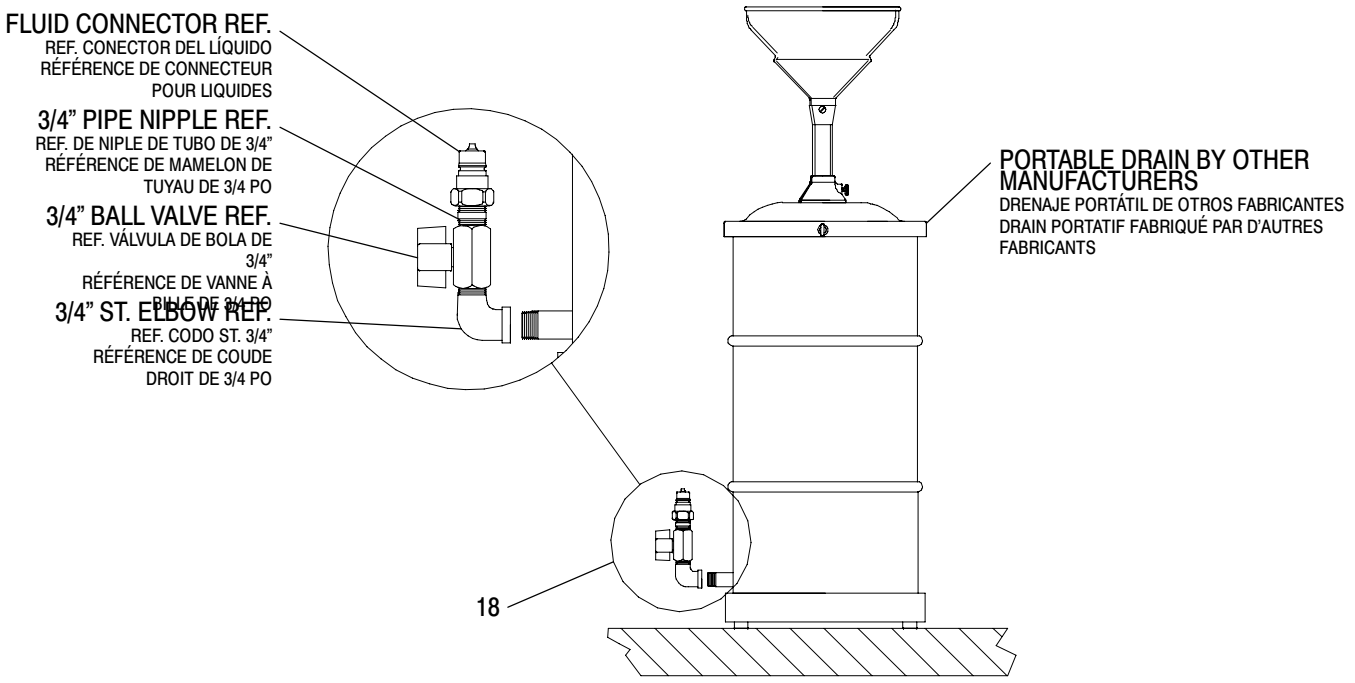

PN 97999-892